

DJ + Dancer Rider

4. Internet Access

Purchaser shall provide and pay for Internet access; and shall also ensure that it is accessible beginning at load in. There must be usable unrestricted **HARD WIRED** internet in the production offices, dressing rooms and backstage.

Please work with venue and take necessary measures to ensure that good usable internet is provided via wifi, hard lines, and/or multiple hot-spot devices.

Please provide network names and passwords to the tour manager right away and/or no less than 48 hours prior to arrival

5. Audio

It is important that the system meets all of the following requirements;

System plans and predictions must be sent to our audio team for approval at least 2 weeks prior to the show.

As with any act, the PA system must be in stereo and able to deliver full range audio (20hz-20khz) at 120dBA @ FOH with no limiting.

(We're not going to turn it up that loud, but at the same time we do not want to damage an under spec'd PA!)

The PA must evenly cover the audience area with delays, front fills and side fills utilised where required.

Sub speakers must **NOT** be under the centre of the stage.

Chances are, you're not going to bring in a PA specifically for 's performance, but if you are, preferred systems in order of preference include:

- d&b
- L'Acoustics
- Coda
- Martin Audio MLA

FOH Control

- 1 x Allen Heath dLive Console
- 1 x Allen Heath DM0 Mix Rack (At FOH)
- 1 x Allen Heath GigaACE Card
- 1 x 96k Dante Card
- 1 x SSL Fusion Mix Bus Processor
- 1 x Neve Newton or Shelford Channel
- 1 x Shout Box

DJ + Dancer Rider

Monitor Control

Monitor control should be positioned stage left with an unobstructed view of the entire stage, where necessary the control area should be on an adequate riser to enable this

We require

- 1 x Allen Heath dLive Console
- 1 x Allen Heath DM32 Mix Rack
- 1 x Allen Heath GigaACE Card
- 1 x 96k Dante Card

Radio Mics

will require the following radio mics and ancillaries. These should be for the sole use of and not shared with any other acts. All frequency coordination is the responsibility of the promotor. (This includes all licencing).

Frequencies for should be clear and available **ALL DAY.**

- 3 x Channels Sennheiser 6000 series hand held radio mics & receivers + Clips
- 1 x Sennheiser L6000 Battery Charger 8 ports
- 4 x Spare Batteries
- 3 x MM435 capsules
- 2 x Antennas + Cables

In Ear Monitors

- 3 x Sennheiser 2050 Series Wireless IEM System (6 ways)
- 12 x Wireless belt packs for above
- 1 x Sennheiser AC3000 8 Way Combiner
- 1 x Sennheiser A5000 Antenna
- 1 x A2003 Antenna

Monitors

DJ Riser

2 x D&B M4 Wedge Monitors

1 x D&B D80 Amp

For large stages please provide suitable wedges across the front of the stage for even coverage for dancers.

Sidefills

We require side fills for the dancers, these can be placed further upstage to help sight lines. Acceptable systems are:-

2 x L'acoustics A15 (Per Side)

2 x L'Acoustics KS21 (Per Side)

Or

4 x D&B Y12 (Per Side)

2 x Y-Sub (Per Side)

Microphones DI's & Stands

will require 3 x round-base mic stands (NonPump-action)

DJ + Dancer Rider

Backline

carries the following:-

- 2 x Macbook Pro Laptops
- 1 x iConnectivity Playaudio12 Audio Interface
- 1 x USB Controller

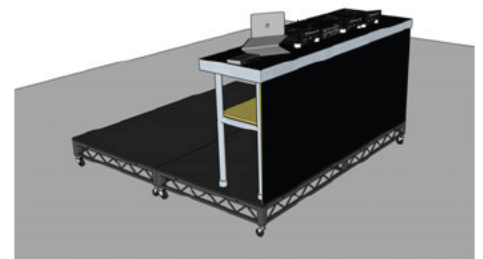


requires the following to be provided:- (Please set up with all components on the Switch)

- 1 x Pioneer DJM900 NXS2 Mixer
- 3 x CDJ3000 CD Players
- 1 x 8 Port Network Switch
- 3 x UK 13A sockets @ 230v
- 4 x Radial DI Boxes



Risers

If is part of a multi-act show then please ensure the DJ set up is on an 8ft x 8ft rolling riser. This should be set up off stage and be tested before the changeover time.



Broadcast

Broadcasting or Recording of the show is not permitted without prior written permission from 's management. Should this be agreed, we will provide you with stems please advance what format you need.

DJ + Dancer Rider

6. Lighting

Please See Attached Plot

Please supply MVR File and fixture patch ASAP

FOH Lighting Control :- Grand MA 3 fullsize - running V2 (Main and Spare)

Minimum of 2 x Follow spots Or Robo Spots (Intensity controlled by Lighting console)

1 x shielded ethercon run from Lighting control to FOH Audio

7. Video

Video is run from the Monitor position from the playback computers,

We output 1920/1080 @60hz we will need 1 x HDMI or SDI from the monitor position to the screen.

Any Imag for the performance should be run at low intensity as not to interfere with the lighting on stage

All advertising screens / Displays should be turned off 2 mins prior to the performance and should remain off for the entirety

8. Pyro - SFX

A Minimum of 6 x Eco2Jet or CO2 Jets to place on the down stage edge. For larger stages 1 jet every 2 meters there are 3 Cues

8 Positions for Pyro, with the following Cues

Cue 1 - 8 x Red Comets

Cue 2 - 8 x 20 Sec Gerbs (30ft)

Cues 3,4,5 - 2 x 30ft Silver Jets

9. Stage

If the stage is not a permanent fixed stage, please ensure it is a minimum 40'w x 32'd x 4'h for larger shows, with recessed wings 12' x 16' x 4' on each side and good access.

Stage should be smooth, level, secure, and stable.

The stage surface should be covered in Black Marley Vinyl. NEVER CARPETED

It is essential that any temporary or portable stage be properly grounded. In the event that the performance is outdoors, the stage and wings must be adequately protected from weather

Wings or tech areas are to be made available from our pre-arranged load in time. They should be stage height or 1 foot lower than existing stage.

- STAGE LEFT useable wing space to be 8'w x 12'd minimum
- STAGE RIGHT useable wing space to be 8'w x 12'd minimum

Please provide stairs for personnel and ramps for equipment. The ramps should be strong with a non-slip surface, no less than 3' wide and less than a 30-degree angle. In the event that a ramp cannot be used, a fork-lift with operator will be required.

There should be adequately lit access both stage left, stage right and throughout the route from dressing room to the stage.

Please supply 2 large stage bins to be placed in the mid stage wing areas prior to load in.

Please advise production if seat sales are required beyond the standard 180 degrees.

DJ + Dancer Rider

10. Barricade

FOH and lighting mix positions to be protected by MOJO barrier or bike rack if not already in a self-contained fixed position.

A downstage MOJO barrier is required for GA floors only. Barrier is not required for all-seated venues.

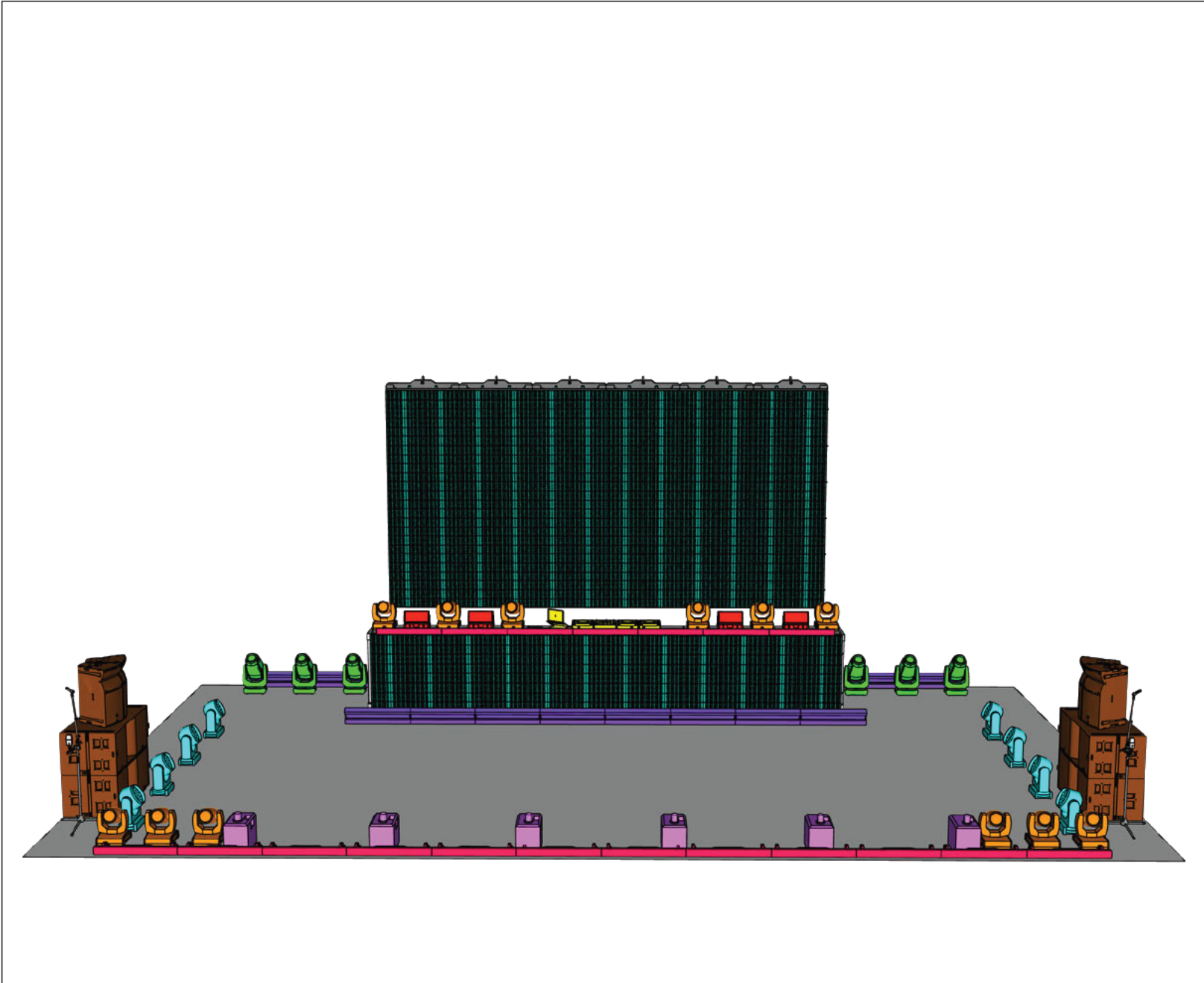
11. Stage Hands








If the Promotor is providing all equipment on this Rider, please provide 2 x Hands and Load in and Load out to assist with backline + additional production

In instances that we have not been able to arrange a CAT6 run from FOH to Stage Left we will require an additional 2 crew to both put this in, and pull it out pre and post show.

12. Suggested Schedule


3:00pm	–	Tech Load In	
4:00pm	–	System Check	
5:30pm	–	Sound Check (30 Mins)	
6:00pm	–	Changeover (30 Mins)	
6:30pm	–	Support Sound Check (30 Mins)	
7:00pm	–	Doors	
7:15pm	–	Support (30 Mins)	
7:45pm	–	Changeover (15 Mins)	
8:00pm	–	(30 Mins)	
9:30pm	–	Band Off Stage	
10:00pm	–	Security meet TM & Band backstage to escort	to transport
12:00am	–	Venue Curfew	










Key		
	Description	QTY
	Ayrton Perseo	8
	Clay Paky Sharpy	12
	Tour Supplied Chauvet Rogue R1	20
	GLP Impression X4 Bar 20	14
	GLP JDC Line 1000	20
	GLP JDC-1	4
	MagicFX Eco2 CO2 Effect	6

Front - Lighting Rig

Notes
FOH 1 x Grand MA3
2 x Haze on - US,
2 x Haze on - MS,
All Fixture Screens to face Down Stage
Min Trim Height 20ft



Key		
	Description	QTY
	Ayrton Perseo	8
	Clay Paky Sharpy	12
	Tour Supplied Chauvet Rogue R1	20
	GLP Impression X4 Bar 20	14
	GLP JDC Line 1000	20
	GLP JDC-1	4
	MagicFX Eco2 CO2 Effect	6

ISO - Lighting Rig

Notes
 FOH 1 x Grand MA3
 2 x Haze on - US,
 2 x Haze on - MS,
 All Fixture Screens to face Down Stage
 Min Trim Height 20ft